

## OT SERIES . OT系列

JUSEN 炬森

- One touch product Introduction  
OTmini开门器

TECHNICAL SPECIFICATION  
产品描述

产品名称: OTmini 开门器

产品型号:

轻型: 搭配铰链数 2pcs 柜体, 触发后可提供 30N 左右推力。门板规格 600\*700 以内, 门板重量 7.5kg 以内  
重型: 搭配铰链数 3-6pcs 柜体, 触发后可提供 40N 左右推力。门板规格 600\*2700 以内, 门板重量 25kg 以内

ONE TOUCH Product Introduction

Product model:

OT MINI - L (Light version) for cabinet installed 2-3 hinges

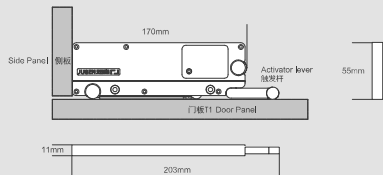
OT MINI - H (Heavy version) for cabinet installed 4-6 hinges

Application 适用范围

	Light version	Heavy version
W L mini	≤ 7.5Kg	≤ 20Kg
H	≤ 700mm	≤ 2700mm
∠	≤ 110°	

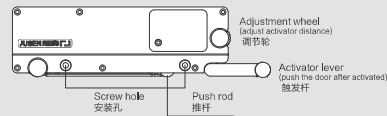


## PRODUCTION DETAIL 产品尺寸

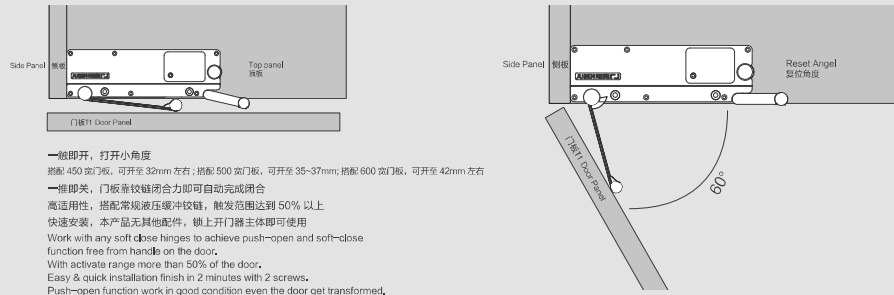


轻、重型外型尺寸相同  
外壳尺寸: 170mm\*55mm\*11mm  
计入触发杆总长: 203mm  
Product Size: 170mm\*55mm\*11mm  
Opening degree: 110°  
Material: polycarbonate+cold rolled steel  
Door type: Wood door, Aluminum door...  
Work with any soft close hinges to achieve push-open and soft-close function.

## MAIN PARTS 主体结构



## PRODUCT ADVANTAGE 产品特性



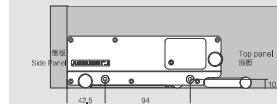
- One touch product Introduction  
OTmini开门器

## OT SERIES . OT系列

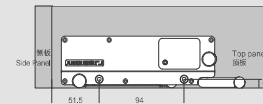
JUSEN 炬森

## INSTALLATION 安装参数

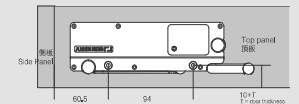
Full overlay 直臂安装参数



Half overlay 中弯安装参数



Inset overlay 大弯安装参数



调节铰链时, 矮门需预留 2-3mm 门链作为触发间隙。高门需预留 2-3mm 门链作为触发间隙  
安装方式为面装, 通过 2 个自攻丝固定  
推杆朝侧板, 通过滑轮与门板接触  
搭配普通液压缓冲铰链, 安装即用

1. Put the OT-Mini on the proper position according to hinge overlay. ( Use soft close hinge)
2. Install OT-Mini on cabinet with 2 wood screws.
3. Turn adjustment wheel so the activator lever fits the door gap.
4. Install 2 screw decoration covers.



全屋定制  
Custom-made



客厅  
Living room



衣柜  
Wardrobe



衣帽间  
Cloakroom



书柜  
Book cabinet



榻榻米  
Tatami



酒柜  
Wine cabinet



橱柜  
kitchen cabinet