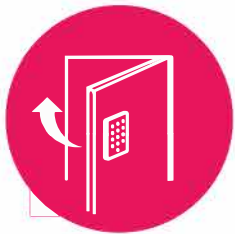




Scan to get App

## HOW TO USE THIS LOCKER

### SMART LOCKING



1. Place items in locker e.g.10



2. Open App



3. Select locker



4. Locker locked

### SMART OPENING



1. Open App



2. Locker opened

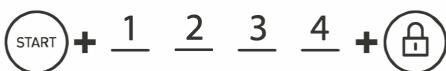


3. Remove items from locker

### KEYPAD ONLY LOCKING

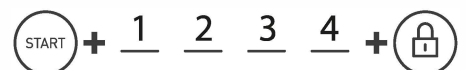
#### TO LOCK

1. Place items in locker
2. Enter your own 4 digit code  
**EXAMPLE**



#### TO OPEN

1. Re-enter your own 4 digit code  
**EXAMPLE**



2. Remove items